

# Jeep

## COMPASS



Product Guide  
October 2024



# JEEP® COMPASS E-HYBRID







## E-HYBRID DRIVING EXPERIENCE

Compass e-Hybrid deliver an innovative hybrid driving experience thanks to a specific propulsion system featuring:

- The 1.5 T4 turbo 130 hp 240 Nm **gasoline engine**,
- coupled with a new **7-speed dual-clutch transmission**, integrating a **48-Volt 15-kW electric motor**.

The water-cooled 48-Volt battery also includes a 48-to-12 Volt DC/DC converter, and a **Belt Starter Generator** has been introduced for smooth restart of the engine at low speed, thus increasing comfort.

The new **4-cylinder turbocharged engine**, from the Global Small Engine family, has been designed to **be the best fit for hybrid usage**.

It operates on the **Miller cycle** which offers a high compression ratio (12.5:1) and **improves thermal efficiency therefore reducing fuel consumption**.

Courtesy of the e-Hybrid propulsion system, Compass offers a new alternative in the two-wheel-drive segment. Customers can keep their driving habits intact and **enjoy a real hybrid experience**, with the opportunity to move in full electric – at low speed or during sailing – thanks to new “EV capabilities”.


- Silent Start starts the vehicle without turning on the petrol engine.
- Energy Recovery recharges the batteries when the vehicle decelerates (e-Coasting) and during braking (Regenerative Braking).
- e-Queuing enables electric stop and go when jammed in traffic.
- e-Launch allows launch in electric mode when starting up or restarting the vehicle.
- e-Boosting increases torque to the wheels with the support of the electric motor when accelerating and optimizes the operating point of the petrol engine (thus reducing fuel consumption and CO2 emissions) when cruising.
- e-Creeping makes the vehicle travel with zero emissions at low speed, by simply releasing the brake pedal.
- e-Parking simplifies parking manoeuvres and carries them out in EV mode, silently and at zero emissions.

The hybrid driving parameters are controlled by the driver via the **Hybrid Pages** on the infotainment display, or from dedicated screenshots in the instrument panel.



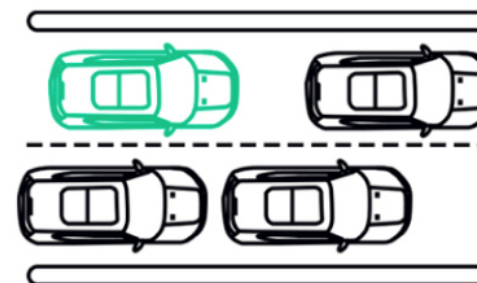
E-CREEPING

The vehicle can move slowly in pure electric even with the internal combustion engine switched off, by releasing the brake pedal and letting the electric motor kick in.



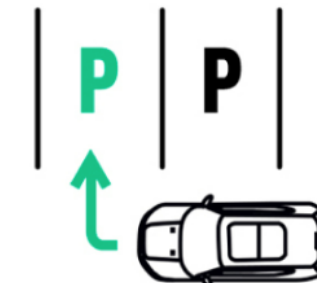
E-LAUNCH

Thanks to new e-Hybrid technology, the starting the vehicle is smooth, silent, and in pure electric mode.



E-QUEUING

Thanks to the low speed driving in pure electric, the e-Hybrid technology allows you to move smoothly and quietly even when starting and stopping between traffic.



E-PARKING

Thanks to this technology, parking manoeuvres can be carried out in pure electric mode.



# JEEP® COMPASS ALTITUDE E-HYBRID



## INTERIOR

- 10.10" DAB Radio & Infotainment System
- 10.25" TFT Digital Display
- 6 Speaker Audio System
- All Season Floor Mats
- Cargo Tie Down Hooks
- Cloth/Vinyl Black with Diesel Grey Stitching
- Driver & Front Passenger Seat - Manual Adjust 6-Way
- Driver Seat 2-Way Power Lumbar Adjust
- Fold-Flat Front Passenger Seat
- Front Seat Back Pockets
- Full Length Floor Console with Sliding Armrest
- Glovebox With Damper Door & Lamp
- Heated Front Seat
- Heated Steering Wheel
- Height Adjust Front Seat Belts
- Illuminated Entry & Map-Dome Lamp
- Interior Door Handle LED Lamps
- Internal Front & Rear Assist Handles
- Leather Wrapped Shift Knob
- Leather Wrapped Steering Wheel with Controls
- Media Centre Electronics Storage
- Overhead Console with LED Lamps
- Rear Headrests
- Rear Seat Armrest with Cupholder
- Rear Seats, Fix and Fold 40:60
- USB Type A & C in First & Second Row

## FUNCTIONALITY

- All Power Windows, Express Up & Down
- Auto Air Conditioning, 2 Zones (5 Seats)
- Auto Dimming Rear View Mirror
- Driver & Front Passenger Front & Side Air Bags
- Front & Rear Side Curtain Air Bags
- Hill Start Assist
- ParkView® rear back-up camera
- Premium Antitheft Alarm
- Rain Brake Support
- Rain Sensing wipers
- Speed Sensitive Power Locks
- TPMS (Tyre Pressure Monitoring System)
- Trailer Sway Damping
- Wireless Charging Pad



Altitude Standard Wheel  
18" Diamond Cut Alloy

## EXTERIOR

- 18" Diamond Cut Alloy Wheel
- Black Grille with 7 Chrome Rings
- Body Colour Door Handles
- Capless Fuel Filler
- Dusk Sensor Headlamps
- E Torque Badge
- Front & Rear Skid Plates
- Jeep & Compass Badges
- LED Rear Lights
- LED Reflector Headlamps
- Power Folding, Heated Door Mirrors in Gloss Black with Integrated Turn Signal
- Power Tailgate
- Rear Fog Lamps
- Smartbeam Headlamps
- Windshield Wiper De-Icer

## ON BOARD TECHNOLOGY

- Active Lane Management
- Active Speed Limiting Device
- Adaptive Speed Control with E-Creep
- All Speed Traction Control
- Automatic Electronic Brake Hold
- Drowsy Driver Detection
- Electronic Roll Mitigation
- Electronic Stability Control
- Full Speed Forward Collision
- Global Telematics Box Module (TBM)
- Intelligent Speed Assist (ISA)
- Passive Entry & Keyless Go
- Traffic Sign Recognition (TSR)
- Vulnerable Road User Recognition (AEB) - Pedestrian + Cyclist



Standard Upholstery  
Cloth/Vinyl Black with Diesel Grey Stitching



	1.5 (130hp) DCT FWD
Powertrain	E-HYBRID
MVS	686.42H.4.N15
Transmission	DCT
Fuel Type	Petrol
Drive Type	FWD
WLTP w-Combined CO2 g/km	39g / km
NOx mg/km	9.1
CO2 emission Combined (g/km)	127g / km
WLTP Fuel Consumption Combined (l/100km)	5.6l / 100km
Total RRP	€42,995



## JEEP® COMPASS ALTITUDE STANDARD EQUIPMENT

# Jeep®



### 10.10" TOUCHSCREEN RADIO

Enjoy every journey with the intuitive and easy-to-use Uconnect™ system, now featuring a 10.1" HD and touch display. All with the added benefit of Apple Carplay and Android Auto wireless to accompany you on all your journeys.



### ADAPTIVE CRUISE CONTROL

Making traffic a breeze with Adaptive Cruise Control and the added benefit of E-Creep technology



### FULL-LED REFLECTORS WITH SIGNATURE

The new full-LED reflectors with signature of Compass Altitude e-Hybrid make its look clearly recognisable and ensure maximum visibility in all your adventure.



### WIRELESS CHARGING PAD

Charge on the go without having to use cables



### ANTI THEFT ALARM

Have full piece of mind with your Anti Theft Volumetric Alarm keeping your Jeep Compass safe with option of deactivation.



### 10.25" CLUSTER

The new 10.25" Ultra HD display of the Uconnect™ infotainment system allows you to configure, organise and customise the contents displayed.



# JEEP® COMPASS SUMMIT E-HYBRID



## INTERIOR

- Driver Seat - 8 Way Power Adjust
- Driver Seat 4-Way Power Lumbar Adjust
- Driver Seat Memory Function
- Front Map Pocket Led Lamps
- Front Passenger Seat - 8-Way Power Adjust
- Front Passenger Seat 4-Way Power Lumbar Adjust
- Leather & Vent Seats
- Ventilated Front Seats

## EXTERIOR

- 19" Diamond Cut Alloy Wheel
- Gloss Black Fascia's
- LED Fog Lamps
- LED Projector Headlamps
- S Badge
- Side Roof Rails

## FUNCTIONALITY

- Parksense Front & Rear Park Assist System
- Parallel & Perpendicular Park Assist With Pull Out
- Sunscreen Glass

	1.5 (130hp) DCT FWD
Powertrain	E-HYBRID
MVS	686.42H.4.N16
Transmission	DCT
Fuel Type	Petrol
Drive Type	FWD
WLTP w-Combined CO2 g/km	38g / km
NOx mg/km	9.1
CO2 emission Combined (g/km)	124g / km
WLTP Fuel Consumption Combined (l/100km)	5.5l / 100km
Total RRP	€46,995



Summit Standard Wheel  
19" Diamond Cut Alloy



Standard Upholstery  
Black Leather with diesel grey stitching





## JEEP® COMPASS SUMMIT STANDARD EQUIPMENT

(In addition to or replacing ALTITUDE spec)

# Jeep®



### PARKSENSE

The Front & Rear Park Assist System allows you to park anywhere with ease.



### S Badge

S Badge on the rear tailgate.



### LED Front Fog Lamps / LED Projector Headlamps

Making your Jeep Compass Summit stand out with the full LED front fog lamps and LED Projector Headlamps.



### VENTILATED AND POWERED LEATHER SEATS

Thanks to the 8-way power driver seat\*, behind the wheel of Jeep® Compass e-Hybrid you'll experience enhanced driving pleasure.



A  
L  
T  
I  
T  
U  
D  
E

PAINT OPTIONS



ALPINE WHITE



SOLID BLACK



BLUE SHADE



GRAPHITE GREY



COLORADO RED

ALPINE WHITE with Black Roof



SOLID BLACK



BLUE SHADE with Black Roof



GRAPHINE GREY with Black Roof



COLORADO RED with Black Roof



S  
U  
M  
M  
I  
T

PAINT OPTIONS	ALTITUDE	SUMMIT
SOLID PAINT		
Alpine White	€ 800	€ 800
Colorado Red	€ 800	€ 800
Solid Black	€ 0	€ 0
Blue Shade	€ 800	€ 800
Graphite Grey	€ 800	€ 800

PAINT OPTIONS	ALTITUDE	SUMMIT
BI-COLOUR PAINT		
Alpine White + Black Roof	€ 1,100	€ 1,100
Colorado Red + Black Roof	€ 1,100	€ 1,100
Blue Shade + Black Roof	€ 1,100	€ 1,100
Graphite Grey + Black Roof	€ 1,100	€ 1,100



## JEEP® COMPASS DIMENSIONS



# Jeep®



1.87 m



up to 1.62 m

4.40 m

The new Jeep® Compass e-Hybrid offers you the comfort and space you need for every trip. Including the most extreme adventures. In terms of dimensions, the new Jeep® Compass e-Hybrid is up to 1.62 m high, while it measures 4.40 m in length.

This 4x4 Plug-in Hybrid is 1.87 m wide.

The dimensions may vary slightly depending on the trim.

# JEEP® COMPASS PLUG-IN HYBRID

4xe





# Jeep®

## 4x4







# JEEP® COMPASS ALTITUDE PLUG-IN HYBRID



## INTERIOR

- 10.10" DAB Radio & Infotainment System
- 10.25" TFT Digital Display
- 6 Speaker Audio System
- All Season Floor Mats
- Cargo Tie Down Hooks
- Cloth/Vinyl Black with Diesel Grey Stitching
- Driver & Front Passenger Seat - Manual Adjust 6-Way
- Driver Seat 2-Way Power Lumbar Adjust
- Fold-Flat Front Passenger Seat
- Front Seat Back Pockets
- Full Length Floor Console with Sliding Armrest
- Glovebox With Damper Door & Lamp
- Heated Front Seat
- Heated Steering Wheel
- Height Adjust Front Seat Belts
- Illuminated Entry & Map-Dome Lamp
- Interior Door Handle LED Lamps
- Internal Front & Rear Assist Handles
- Leather Wrapped Shift Knob
- Leather Wrapped Steering Wheel with Controls
- Media Centre Electronics Storage
- Overhead Console with LED Lamps
- Rear Headrests
- Rear Seat Armrest with Cupholder
- Rear Seats, Fix and Fold 40:60
- USB Type A & C in First & Second Row

## FUNCTIONALITY

- All Power Windows, Express Up & Down
- Auto Dimming Rear View Mirror
- Climate Control (2 zones) with Preconditioning Capability + Heater
- Driver & Front Passenger Front & Side Air Bags
- Front & Rear Side Curtain Air Bags
- Hill Start Assist
- Mode 3 Cable
- ParkView® rear back-up camera
- Premium Antitheft Alarm
- Rain Brake Support
- Rain Sensing wipers
- TPMS (Tyre Pressure Monitoring System)
- Trailer Sway Damping
- Wireless Charging Pad

## EXTERIOR

- 18" Diamond Cut Alloy Wheel
- 4XE Badge
- Black Grille with 7 Chrome Rings
- Body Colour Door Handles
- Body Colour Steel Roof
- Capless Fuel Filler
- Dusk Sensor Headlamps
- Front & Rear Skid Plates
- Jeep & Compass Badges
- LED Rear Lights
- LED Reflector Headlamps
- Power Folding, Heated Door Mirrors in Gloss Black with Integrated Turn Signal
- Power Tailgate
- Rear Fog Lamps
- Smartbeam Headlamps
- Windshield Wiper De-Icer

## ON BOARD TECHNOLOGY

- Active Lane Management
- Active Speed Limiting Device
- Adaptive Speed Control with E-Creep
- All Speed Traction Control
- Automatic Electronic Brake Hold
- Drowsy Driver Detection
- Electronic Roll Mitigation
- Electronic Stability Control
- Full Speed Forward Collision
- Global Telematics Box Module (TBM)
- Hill Descend Control (For PHEV)
- Intelligent Speed Assist (ISA)
- Passive Entry & Keyless Go
- Selec-Terrain System With Sport Mode
- Traffic Sign Recognition (TSR)
- Vulnerable Road User Recognition (AEB) - Pedestrian + Cyclist

All pictures for illustration purposes only

<sup>1</sup>Estimated ranges for electric driving



GSE T4 240HP AT PHEV 4xe	
Powertrain	4xe Plug-in Hybrid
MVS	689.46K.4.N17
WLTP w-Combined CO2 g/km	39g / km
NOx mg/km	9.1
WLTP Fuel consumption	1.7g / 100km
Electric Range <sup>1</sup> (Combined)	52 km
Electric Range <sup>1</sup> (Urban)	58 km
Power Consumption <sup>1</sup> (WLTP, Mixed) kwh/100km	15.8
Total RRP	€49,995



Standard Wheel

18" Diamond Cut Alloy



Standard Upholstery

Cloth / Vinyl with Diesel Grey Stitching

Jeep.ie



## JEEP® COMPASS ALTITUDE STANDARD EQUIPMENT



### 10.10" TOUCHSCREEN RADIO

Enjoy every journey with the intuitive and easy-to-use Uconnect™ system, now featuring a 10.1" HD and touch display. All with the added benefit of Apple Carplay and Android Auto wireless to accompany you on all your journeys.



### ADAPTIVE CRUISE CONTROL

Making traffic a breeze with Adaptive Cruise Control and the added benefit of E-Creep technology



### FULL-LED REFLECTORS WITH SIGNATURE

The new full-LED reflectors with signature of Compass Altitude e-Hybrid make its look clearly recognisable and ensure maximum visibility in all your adventure.



### WIRELESS CHARGING PAD

Charge on the go without having to use cables



### ANTI THEFT ALARM

Have full piece of mind with your Anti Theft Volumetric Alarm keeping your Jeep Compass safe with option of deactivation.



### 10.25" CLUSTER

The new 10.25" Ultra HD display of the Uconnect™ infotainment system allows you to configure, organise and customise the contents displayed.

# Jeep

## JEEP® COMPASS SUMMIT PLUG-IN HYBRID

(In addition to or replacing ALTITUDE spec)



### INTERIOR

- Driver Seat - 8 Way Power Adjust
- Driver Seat 4-Way Power Lumbar Adjust
- Driver Seat Memory Function
- Front Map Pocket Led Lamps
- Front Passenger Seat - 8-Way Power Adjust
- Front Passenger Seat 4-Way Power Lumbar Adjust
- Leather & Vent Seats
- Ventilated Front Seats

### EXTERIOR

- 19" Diamond Cut Alloy Wheel
- Gloss Black Fascia's
- LED Fog Lamps
- LED Projector Headlamps
- S Badge
- Side Roof Rails

### FUNCTIONALITY

- Parksense Front & Rear Park Assist System
- Parallel & Perpendicular Park Assist With Pull Out
- Privacy Glass

	GSE T4 240HP AT PHEV 4xe
Powertrain	4xe Plug-in Hybrid
MVS	689.46K.4.N19
WLTP w-Combined CO2 g/km	38g / km
NOx mg/km	9.1
WLTP Fuel consumption	1.7g / 100km
Electric Range <sup>1</sup> (Combined)	52 km
Electric Range <sup>1</sup> (Urban)	58 km
Power Consumption <sup>1</sup> (WLTP, Mixed) kwh/100km	15.6
Total RRP	€53,995



Standard Wheel  
18" Diamond Cut Alloy



Standard Leather Upholstery  
Black Leather with Diesel Grey Stitching

All pictures for illustration purposes only

<sup>1</sup>Estimated ranges for electric driving





## JEEP® COMPASS SUMMIT STANDARD EQUIPMENT

(In addition to or replacing ALTITUDE spec)

# Jeep®



### PARKSENSE

The Front & Rear Park Assist System allows you to park anywhere with ease.



### S Badge

S Badge on the rear tailgate.



### LED Front Fog Lamps / LED Projector Headlamps

Making your Jeep Compass Summit stand out with the full LED front fog lamps and LED Projector Headlamps.



### VENTILATED AND POWERED LEATHER SEATS

Thanks to the 8-way power driver seat\*, behind the wheel of Jeep® Compass e-Hybrid you'll experience enhanced driving pleasure.

## JEEP® COMPASS PLUG-IN HYBRID OPTIONS

A  
L  
T  
I  
T  
U  
D  
E

## PAINT OPTIONS



ALPINE WHITE



SOLID BLACK



BLUE SHADE



GRAPHITE GREY



COLORADO RED

ALPINE WHITE with Black Roof



SOLID BLACK



BLUE SHADE with Black Roof



GRAPHINE GREY with Black Roof



COLORADO RED with Black Roof

S  
U  
M  
M  
I  
T

PAINT OPTIONS	ALTITUDE	SUMMIT
SOLID PAINT		
Alpine White	€ 800	€ 800
Colorado Red	€ 800	€ 800
Solid Black	€ 0	€ 0
Blue Shade	€ 800	€ 800
Graphite Grey	€ 800	€ 800

PAINT OPTIONS	ALTITUDE	SUMMIT
BI-COLOUR PAINT		
Alpine White + Black Roof	€ 1,100	€ 1,100
Colorado Red + Black Roof	€ 1,100	€ 1,100
Blue Shade + Black Roof	€ 1,100	€ 1,100
Graphite Grey + Black Roof	€ 1,100	€ 1,100



# JEEP® COMPASS PLUG-IN HYBRID



\*Fuel consumption and CO<sub>2</sub> figures determined on the basis of the new WLTP test procedure as per Regulation (Regulation (EU) 2018/1832). Only compare fuel consumption and CO<sub>2</sub> figures with other cars tested to the same technical procedures. Figures for Compass 4xe PHEV were obtained after the battery had been fully charged and using a combination of battery power and fuel. The Compass 4xe is a plug-in hybrid vehicle requiring mains electricity for charging.

These figures may not reflect real life driving results, which will depend upon a number of factors including the accessories fitted (post-registration), variations in weather, driving styles and vehicle load. Additional equipment and/or options may also affect fuel consumption and the CO<sub>2</sub> emissions produced. For further information, please visit [Jeep.ie](http://Jeep.ie) or contact your preferred authorised Jeep® dealer.

\*\*RRSP excludes dealer delivery and related charges. Pricing relates to current stock only. New / Bespoke orders may be subject to a price increase.

The colours and photographs illustrated can be affected by many factors including technical settings and the printing process and are therefore for guidance only and may differ from a real life environment.

IMPORTANT NOTICE: Jeep Ireland endeavours to keep all pricing and specification up to date however final orders and products offered for sale may differ from those described or indicated in this document due to subsequent changes in specifications and / or component & supply constraints. The contents and descriptions are therefore to be treated as representations as to the current availability of products as described, or as to products actually offered for sale. Jeep Ireland, a trading name of Gowan Motor Distribution Ltd. reserve the right to make changes at any time, without notice, to prices, colours, materials, equipment, specification and versions and also to discontinue models. All details correct at time of going to print. Please consult your preferred Jeep Dealer for the most up to date information. This price / specification list is not a contractual document or offer of sale.

Price excludes dealer delivery and related charges.