

# The new Sportage



Movement that inspires

# Key features



## K2 - standard equipment

Available in Diesel Mild-Hybrid

### Exterior design & features

- » 17" Alloys
- » Michelin Tyres
- » Tyre Mobility Kit
- » Body Coloured Door Handles & Mirrors
- » Silver Painted Front Bumper & Door Garnish
- » Black 'Diamond' Mesh Radiator Grille
- » Silver Painted Rear Skid Plate
- » Electrically Folding, Adjustable & Heated Door Mirrors with Indicators Lights
- » Roof Rails
- » Tinted Glass (Front Windows & Windshield)
- » Tinted Glass (Rear Windows & Tailgate)

### Lighting

- » LED Cell Headlights with Low & High Projection
- » LED Daytime Running Lights
- » Rear Combination Lights (LED & Bulb)
- » LED Position Lights
- » LED Rear Fog Lights
- » LED High Mounted Brake Light

### Interior, seating & steering

- » Black Premium Cloth Seat Upholstery
- » Heated Front Seats
- » Heated Steering Wheel
- » Metallic Finish Interior Door Handles
- » Remote Folding Rear Seats
- » 40:20:40 Split Rear Folding Seats
- » ISOFIX Child Seat Top Tethers & Anchor Fixings Outer Rear Seats
- » Artificial Leather Wrapped Steering Wheel

### Multimedia & information

- » 12.3" Touchscreen Navigation
- » 4.2" Integrated LCD Driver Display Screen
- » Multi-device Bluetooth® Connection with Voice Recognition & Music Streaming
- » Wireless Apple CarPlay™ and Android Auto™ with Voice Control
- » 6 Speaker Audio System
- » Trip Computer - Distance, Fuel Consumption, Average Speed
- » Front USB Charge Port & 12V Socket in Centre Console
- » Over-the-Air (OTA) Updates

### Security

- » Driver Controlled Central Door Locking
- » Engine Start/Stop Button with Smart Entry System
- » Interior Door Lock/Unlock Function
- » Child Safety Rear Door Locks
- » Speed Sensing Auto Door Locking
- » All-round Electric Windows with Driver Auto Up/Down & Safety
- » Visible Vehicle Identification Number (VIN)

### Driver Assistance

- » Forward Collision Avoidance Assist 1.5 (FCA) - City/Pedestrian/Cyclist
- » Lane Keep Assist System (LKAS)
- » Lane Follow Assist 2(LFA2)
- » Parking Distance Warning Sensors (Reverse and Forward)
- » Reversing Camera System with Dynamic Guidelines
- » Cruise Control & Speed Limiter
- » High Beam Assist (HBA)
- » Auto-dimming Rear-view Mirror
- » Low Washer Fluid Warning
- » Rain Sensing Front Wipers
- » Tyre Pressure Monitoring System (TPMS)
- » Manual Speed Limit Assist (MSLA)
- » Intelligent Speed Limit Assist (ISLA)
- » Driver Attention Warning (DAW)
- » Electronic Parking Brake (EPB) With Auto Hold Function

### Ventilation

- » Dual-zone Automatic Air Conditioning
- » Automatic Window Defog System

### Active Safety System

- » Anti-Lock Braking System (ABS) with Electronic Brakeforce Distribution (EBS)
- » Electronic Stability Control (ESC) with Downhill Brake Control (DBC)
- » Hill-Start Assist Control (HAC)
- » Emergency Stop Signalling (ESS)
- » Trailer Stability Assist (TSA)
- » Multi-Collision Brake (MCB)

### Passive safety

- » Twin Front Airbags
- » Twin Front Side Airbags
- » Twin Curtain Airbags with Roll-over Sensor
- » All-round 3-point Seatbelts
- » Read Door Child Locks
- » Height Adjustable Front Seatbelts





# K3 - additional equipment

Available in Diesel Mild-Hybrid

## Exterior features

- » 18" Alloys
- » Continental Tyres
- » Privacy Glass (Rear Windows & Tailgate)
- » LED Rear Combination Lights

## Interior, seating & steering

- » Leather Seat Upholstery
- » Driver Power Adjusted Seat with Lumbar Support
- » Front Passenger Power Adjusted Seat
- » Heated Rear Seats
- » Ventilated Front Seats
- » Premium Seat Back Panel

## Driver Assistance

- » Blind-spot Collision Avoidance Assist (BCA) - Rear

## Multimedia & information

- » 12.3" Digital Driver Cluster
- » Rear USB Charger Ports X2 - Seat Integrated
- » Wireless Phone Charging

## Security

- » All-round Electric Windows with Front Auto Up/Down & Safety



# Key features



# GT-line - additional equipment

Available in Diesel Mild-Hybrid

## Exterior design & features

- » 19" GT-line Alloys
- » Body Colour Front Bumper & Door Garnish
- » High Gloss Black Radiator Grille
- » Chrome Coated Front & Rear Skid Plate
- » Glass Sunroof (Electric One-Touch with Safety Function)

## Lighting

- » LED Cube Headlights with Intelligent Front Lighting
- » Dynamic Welcome Lights - Front & Rear
- » LED Front Projection Fog Lights
- » LED Driver Door Personal Light

## Interior, seating & steering

- » Driver Memory Seat
- » Suede & Leather GT-line Seat Upholstery
- » Two-tone GT-line Steering Wheel

## Driver Assistance

- » Smart Power Tailgate with Adjustable Height

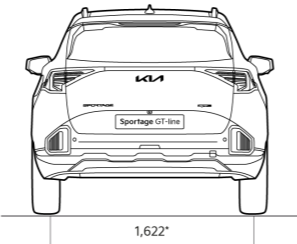
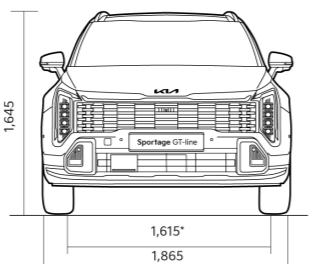
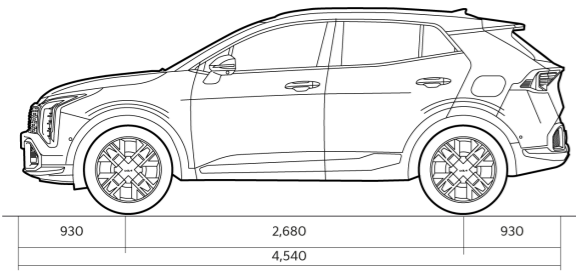
## Multimedia & information

- » Driver Head-up Display

All information and specifications are correct at the time of printing and are subject to change without notification. Please consult with your dealer to ensure that the vehicle you order has the specification you require.

# Technical specifications

'K2', 'K3', 'GT-line'	
Engine	1.6 CRDi MHEV Diesel 2WD
Drivetrain	
Cubic capacity	1,598
Max. power, ps at rpm	136 / 4,000
Max. torquer, Nm at rpm	280 / 1,500 ~ 2,750
6 speed Manual	●
Suspension & Tyres	
Front suspension	McPherson
Rear suspension	Multi-Link
17" tyres	215/65R17
18" tyres	235/55R18
19" tyres	235/50R19
Fuel	
Fuel Type	Diesel
Fuel tank capacity, litres	54
WLTP Fuel Consumption, Emissions And Performance Informationd	
Maximum speed (km/h)	180
Acceleration 0-100km/h (seconds)	11.4
Fuel Consumption - Combined (l/100km)	5.1-5.4
Regulated Emission Standard	Euro-6e
Carbon Dioxide (CO²) Emissions (g/km)	132-141
Dimensions, Weight & Capacity	
Length (mm)	4,540
Width (mm)	1,865
Height (mm)	1,650
Wheelbase (mm)	2,680
Overhang front / rear (mm)	930 / 930
Head room first row / second row	1,008 / 998
Shoulder room first row / second row	1,461 / 1,414
Leg room first row / second row	1,052 / 996
Gross vehicle weight limit (kg)	TBC
Kerb weight (kg)	TBC
Gross train weight (kg)	TBC
Maximum braked trailer weight (kg)	1950
Maximum un-braked trailer weight (kg)	750
Maximum tow ball weight (kg)	100
Luggage compartment capacity, rear seats upright, litres	591
Luggage compartment capacity, rear seats folded, litres	1,780



# Model comparison

## EXTERIOR BODY COLOURS



Casa White  
(K2, K3)



Deluxe White Pearl  
(GT-line)



Wolf Grey  
(K2, K3, GT-line)



Penta Metal  
(K2, K3, GT-line)



Black Pearl  
(K2, K3, GT-line)



Magma Red  
(K3, GT-line)



Blue Flame  
(K2, K3, GT-line)


## INTERIOR TRIM



K2 - Black Premium Cloth Seat Upholstery



K3 - Black Artificial Leather Seats



GT-line - Suede & Leather Seat Upholstery

## WHEEL DESIGN



K2 - 17" Alloys



K3 - 18" Alloys



GT-line - 19" Alloys

Please note that whilst every care has been taken to ensure that these specifications are current and correct, occasionally specification changes occur that may not be reflected in this document. Please check in the showroom and with your dealer that your chosen model has your required specification. Images are for illustrative purposes only and may not be to Irish specification.